

Research Scan

Team:






About this tool:

The research scan ensures that work is not being duplicated but rather building off previously conducted research and existing insights. Use it as a jumping off point for next

steps in the engagement and to get up to speed in a challenge fast. The research scan requires a bit of networking and scanning within the organization to find out what information is available.

Instructions:

Before conducting any proprietary work, start by conducting a scan of internal resources for any relevant insights to start from. List the sources in the first column and document the key pieces of information in the appropriate sections of the grid.

Source	Research type	Key Takeaways	Use case	Usefulness	Comments
				Mark X on scale to indicate impact:  LOW HIGH	
				Mark X on scale to indicate impact:  LOW HIGH	
				Mark X on scale to indicate impact:  LOW HIGH	
				Mark X on scale to indicate impact:  LOW HIGH	
				Mark X on scale to indicate impact:  LOW HIGH	